


Steelman-1000W Flutlicht



200° Rotatable Holder
Iron/Stainless Steel Holder

High Efficient Heatsink

Interchangeable Optical Lenses

10°/30°/60°/90°/120°



PHILIPS
LUMILEDS

160LM/W

➤ Product Parameter


➤ Wattage	1000W
➤ Light Quantity	432PCS LED
➤ Driver	Meanwell
	160LM/W±5%(60°/90°/120°)
➤ Luminous Flux	150LM/W±5%(30°)
	120LM/W±5%(10°)
➤ CRI	Ra>70
➤ CCT	2700-6500K
➤ Rated Voltage	AC 90-305V 50/60Hz
➤ Power Factor	>0.95
➤ Beam Angle	10°/30°/60°/90°/120°
➤ Net Weight	16.3kg±5%
➤ Operating Temp	-40°C ~ 60°C
➤ Dimensions	600*340*225mm
➤ IP Grade	IP65



➤ Scope of Application

Designed to meet recommended luminance and illuminance requirements for high & low flood lighting applications in industrial and commercial buildings.

- Airport
- Golf course
- Port
- Warehouse
- Shopping Malls
- Sports Field
- High Mast Light



➤ Feature



Significant cost savings



Reliable, high quality light



Long life –up to 50 000 hours



Up to 80-90% energy saving

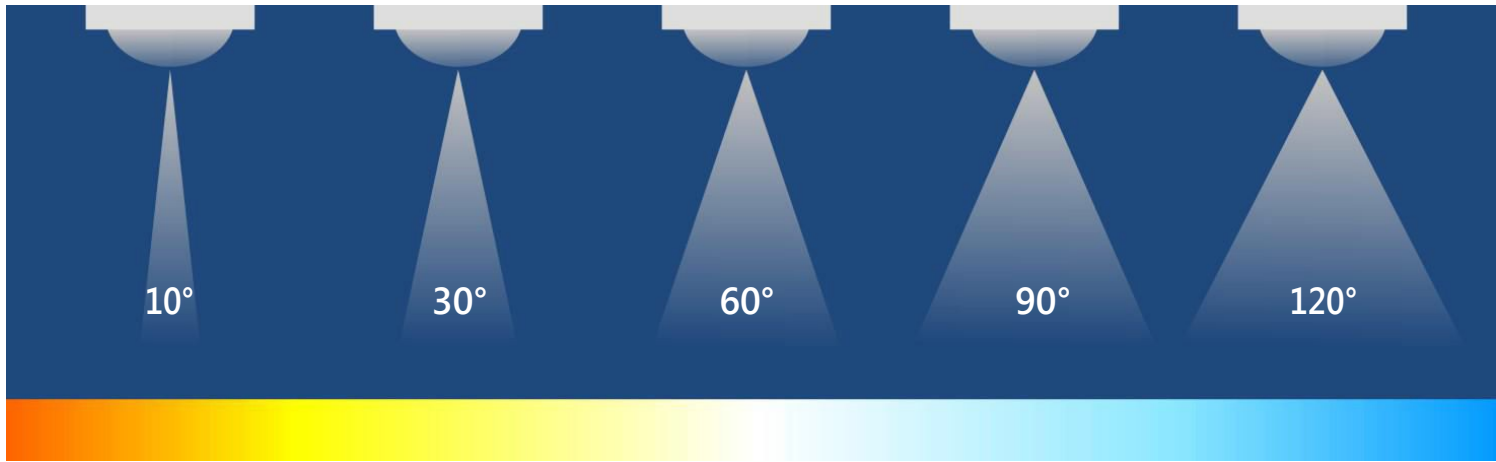


Quick and easy installation




Environmentally friendly solutions

➤ Installation

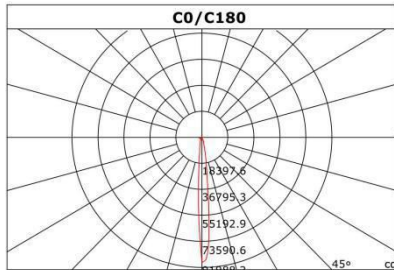


- Independent research and development replacable lens 10°/30°/60°/90°/120°
- A variety of color temperature optional 2700-6500K

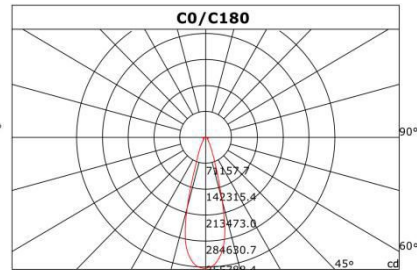
➤ Rotation adjustment design



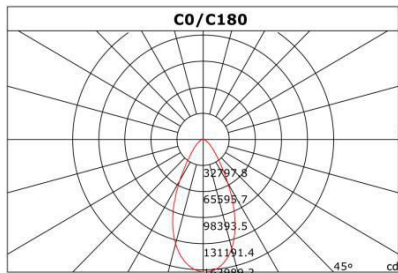
➤ Profession Light Distribution



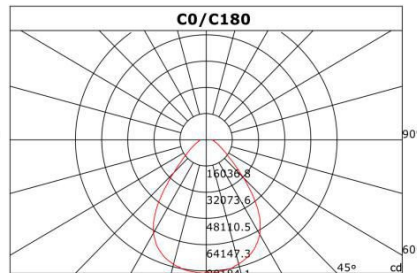
10°



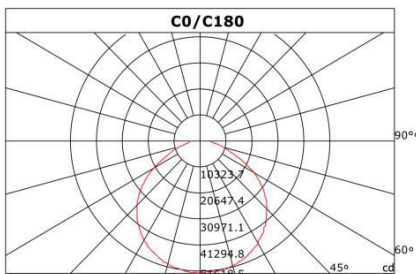
30°



60°



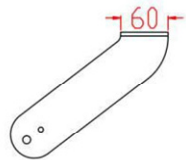
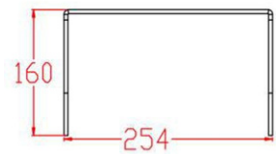
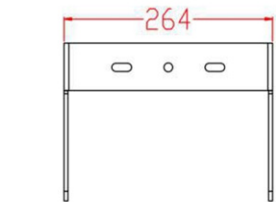
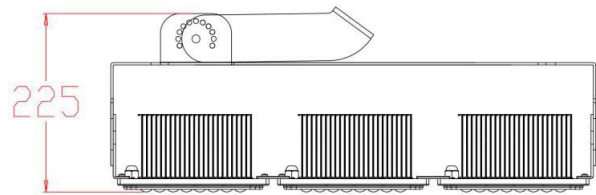
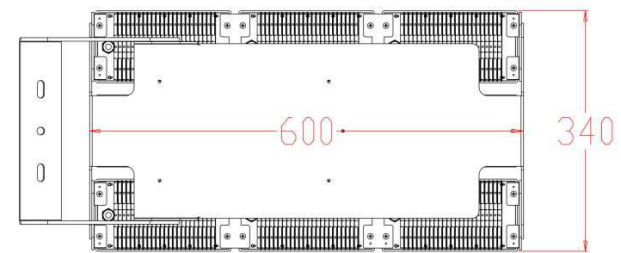
90°



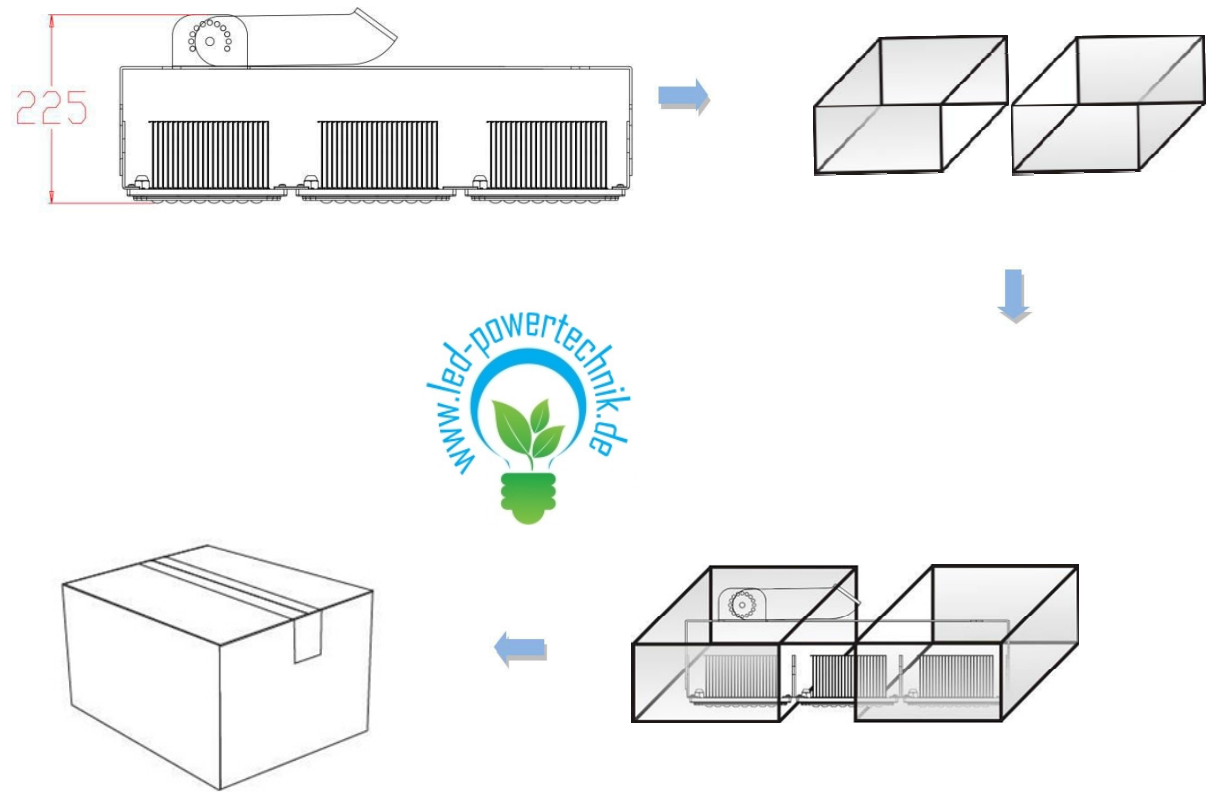
120°



➤ Dimensions



➤ Packaging



Inner box	Weight of Box	Outer Carton	Gross Weight of Carton	Box PCS /Carton
68*41*31cm	18.6KG	71*43*35cm	19KG	1